

ZeTime OS 2.0

- NEW FEATURES AND USER INTERFACE -

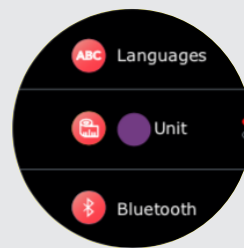
OVERALL INTERFACE




MAIN MENU



APPS



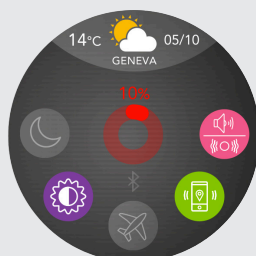
SETTINGS




REMINDERS

- / Fresh colored and intuitive icons for better visibility and readability
- / Enjoy a clear, sharp and more comfortable viewing experience even outdoors or in a bright environment

SHORTCUTS INTERFACE



DEFAULT



ALL ON

- / Instant access to local weather and tap on top area to see next 3 days forecasts
- / Improved view of remaining battery level of your watch
- / See your watch Bluetooth® connection status

WATCH BUTTONS CUSTOMIZATION

Set the function you want for each button and access your favourite features with a single or long press.



/ How to customize top and bottom buttons?

1. Access the Settings tab of **MyKronoz App**
2. Click on **Advanced**
3. Tap on **Button customization**
4. Select which button you want to set
5. Then choose among a **multitude of features**: Alarm, Calendar, ...
6. Tap on **Confirm** to save

/ How to customize the smart crown?

1. Access the Settings tab of **MyKronoz App**
2. Click on **Advanced**
3. Tap on **Button customization**
4. Select the smart crown
5. Tap Short press or Long press*
6. Then choose among a **multitude of features**
7. Tap on **Confirm** to save

* Once a long press feature has been set, press and hold the crown to activate or deactivate it.

QUICK PRESET REPLIES

COMPATIBLE WITH WHATSAPP AND FACEBOOK MESSENGER (ANDROID ONLY)

Answer WhatsApp's and Facebook notifications directly from your wrist. You are free to reply using a predefined message or an emoji at any time.



WhatsApp

Answer any WhatsApp notification received on your watch. You can reply and send multiple preset messages or emojis. This also works with your WhatsApp's groups.



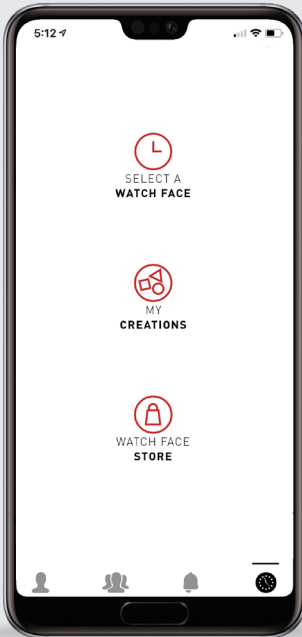
Facebook Messenger

Reply to the last notification received on Facebook Messenger. You can only send one response to a received message. This also works with your Facebook Messenger groups.

MYKRONOZ WATCH FACE STORE

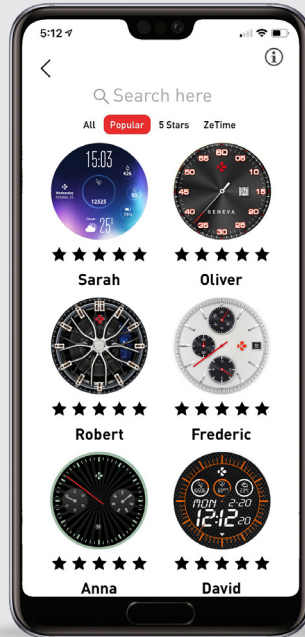
Share your best creations with the MyKronoz community, discover a wide range of free watch faces and install them directly on your ZeTime.

Download and install watch faces from MyKronoz App




1.

Open MyKronoz App, click on Watch Face tab and tap on Watch Face Store.



2.

Find a wide range of watch faces directly from MyKronoz Watch Face Store.



3.

Download* and install any watch face from MyKronoz Watch Face Store.

* Once you have downloaded a watch face, you can view it from your phone library.

